

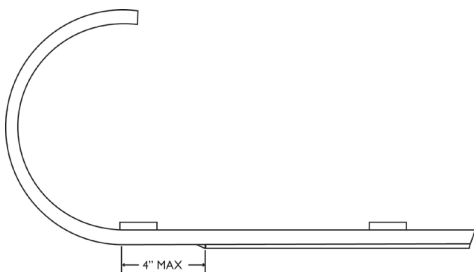
U*S NATIONAL TOBOGGAN CHAMPIONSHIPS

OFFICIAL RULES

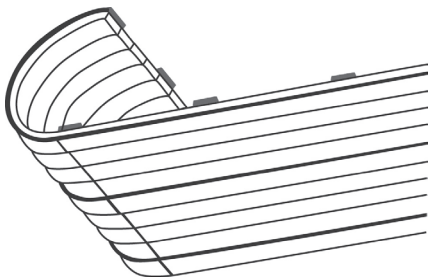
Please email questions to:
info@camdensnowbowl.com or call 207-236-3353 x7100

ALL TRADITIONAL TOBOGGANS

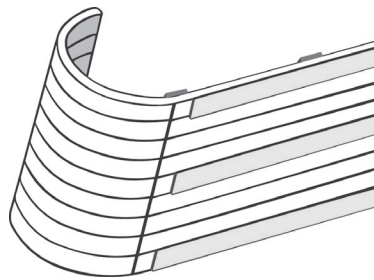
1. Must be of traditional shape and construction, wooden, and must not** exceed 50 pounds with pad. All toboggans must be solidly constructed and all parts securely fastened. ****Weight limit strictly enforced: 50-pound maximum. (Note: 50 means 50)**
2. Must be a minimum 15 ¾ inches wide and a maximum of 20 inches wide.
3. Must be 6-12 feet in length. Six-foot toboggans will be allowed for kids and 2-Person teams. All other divisions must be 7-12 feet in length.
4. Must have a pad that provides cushioning, made of a soft material and placed under all riders. All toboggans must have some kind of handhold for each rider, i.e. rope or wooden handles.
5. The front of the toboggan must have a steam bent, laminated or kerfed* curl with open sides, and large enough to protect the front riders' feet. (Curl diameter: 8-inch minimum and 18-inch maximum.)
6. The curl must exhibit a radius with a minimum vertical measurement of 3 inches. Wedge shaped fronts will not be permitted. Refer to diagram for further clarification.
- 7a. The toboggan shall have a flat bottom constructed with a series of wooden slats. All slats must be within 1/4-inch of the adjacent slat.



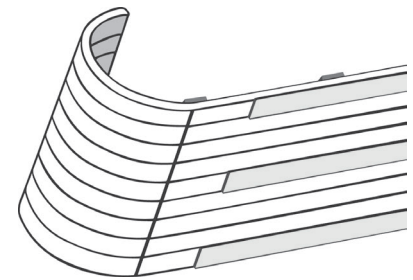
- 7b. (Optional) The flat bottom may have a minimum of three or more runner slats. Each runner shall be a minimum of 2 inches wide with 90-degree-angled ends (that can be beveled), all the same thickness, **all with a flat surface**, and extend no more than 1/4-inch below the flat bottom. **Runners beveled to create angled surfaces (triangular, rounded or other shaped) along the sides are not allowed.** All runners must be flat from side to side. **For runners that do not wrap around the curl, the runner must begin within 4 inches of the beginning of the flat bottom surface.** The runner must extend the entire length of the toboggan, except for at the curl, as described above.



Runners that wrap around the curl - ✓



Runners begin within 4 inches - ✓

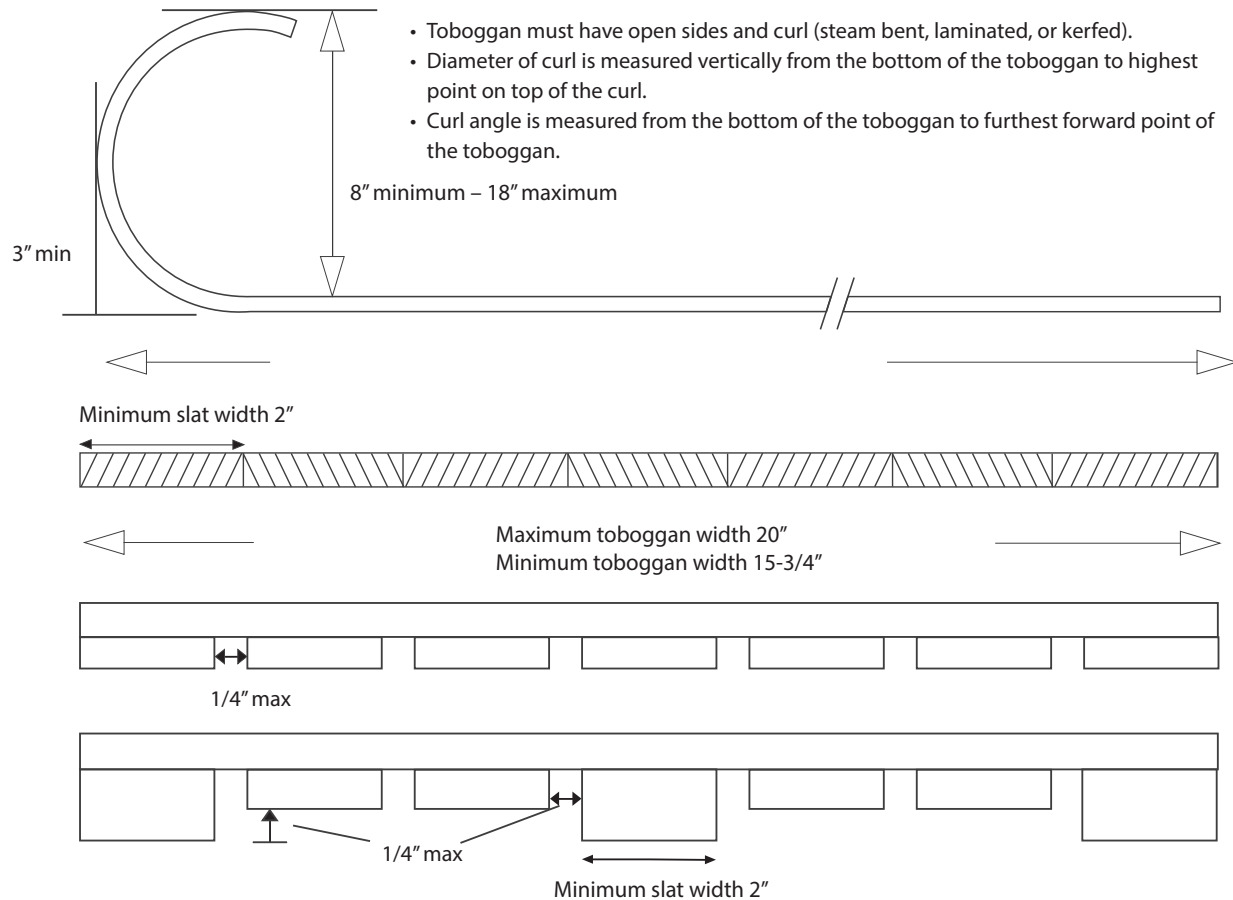


Runners begin beyond 4 inches - X

8. No plywood running surfaces will be allowed. Plywood may be used to create structural rigidity but no plywood will be allowed to contact the ice. In the case of a plywood constructed toboggan, it must exhibit a curl in compliance to rule's 5 and 6. And must have a series of runners in compliance to rule 7b.
9. Any design work at the back of the toboggan must occur within the last 6 inches of the toboggan.
10. No synthetic fibers, (i.e. fiberglass, carbon fiber) involved with toboggan construction. Wood grain must be visible.
11. Must not have exposed screws, sharp edges or broken boards.
12. Must not have any substances used as bottom preparation that will impact the chute, the ice or subsequent racers. The bottom of toboggans are subject to re-inspection at the top of the chute, before loading. If any such substance is identified, it must be wiped off before racing.
13. No modifications are permitted after inspection.
14. Damaged toboggans that are repaired must be re-inspected.
15. All toboggans must be inspected and approved by officials for design and safety. All toboggans must exhibit an annual inspection sticker. Officials reserve the right to disqualify a toboggan if they determine it could cause injury to a rider or cause damage to the chute or ice inside the chute. Decisions by race officials are final.

16. All toboggans are subject to secondary inspection before loading into the chute, or at any other time officials deem necessary. Modifications made after inspection are not allowed and illegal modifications will result in toboggan and team disqualification.
17. All winners are subject to re-inspection.
18. Commercial advertising, banners and signage on-site is prohibited by **team sponsors** at the event. (Team sponsor logos on apparel is allowed.)

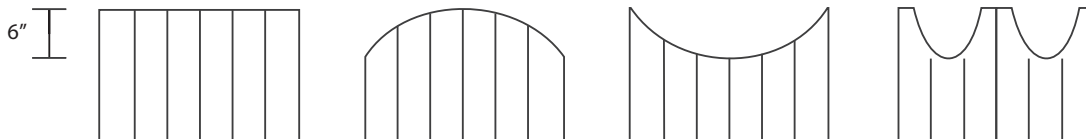
Traditional Toboggan Schematics



- Toboggan must have open sides and curl (steam bent, laminated, or kerfed).
- Diameter of curl is measured vertically from the bottom of the toboggan to highest point on top of the curl.
- Curl angle is measured from the bottom of the toboggan to furthest forward point of the toboggan.

- Toboggans that do not have a flat bottom must have a minimum of three extended slats, each with a minimum of 2" in width.
- All slats must be within 1/4" of adjacent slat.
- Slats must not extend more than 1/4" below others.

Back or stern of toboggan – all cutouts and/or designs must take place within the last 6" of the end of the toboggan.



DEFINITIONS

Curve: The front upward curve of a toboggan, which must be large enough to cover the first set of rider's feet.

***Kerf:** A slit made by cutting with a saw, to allow wood to bend.

Pad: A soft cushioning material that is located under the riders and on top of the toboggan.

Runner: An extended slat; or a slat securely fastened to the flat bottom that contacts the chute or ice. (Outlined and governed by rule 7b.)

Slats: A thin, narrow strip of wood used to construct a toboggan.

Toboggan: A long, narrow, flat-bottomed object for sitting on made of thin boards with a front curved upward and backward.

EXPERIMENTAL TOBOGGAN CLASS

The above rules for the traditional toboggan will apply except for the following modifications:

1. Plywood bottoms will be permitted. Experimental toboggans must have a flat bottom or have a minimum of three runners, each extending a maximum of 1/4-inch below the bottom surface. In the case of a toboggan with three or more runners extending below the bottom surface, the extended runners must all be the same thickness, a flat surface (parallel with the ice) and be a minimum width of 2 inches.
2. Any synthetic materials will be allowed. No metal will be permitted on the bottom or sides or in any other place that may come in contact with the ice or the chute. The toboggan shall be a minimum of 17 inches wide and not wider than 20 inches.
3. There is no maximum weight limitation on toboggan and accompanying pad.
4. There is no height restriction on experimental class toboggans. However, all parts of the toboggan must be securely fastened to the toboggan. Removable covers, canvas covers, and/or mylar covers are not allowed. All riders **MUST** be visible if viewed from above.
5. The front of the toboggan shall have a bevel, curl or cone that will not cause damage to the ice or chute. The forwardmost part of the toboggan must be at least 3 inches above the bottom of the toboggan. See diagram.
6. The Experimental Class will be open to 2-, 3-, and 4-Person divisions, but there will be only one award made for the fastest combined time of two runs. Only one team **per toboggan built to experimental specifications** is allowed in the experimental class.

Experimental toboggan builders are strongly encouraged to consult with the USNTC Organizing Committee regarding toboggan design and construction. Safety is paramount in all decisions. Email: info@camdensnowbowl.com.

**ALL TOBOGGAN RIDERS**

1. No exposed skin except face. Face-masks and properly fitted helmets are highly recommended.
2. Keep all body parts inside the toboggan (No pushing or pulling at the start) until the toboggan stops on pond.
3. Nothing may hang off the toboggan (long hats, scarves and/or costumes must be secured and tucked in).
4. All riders must fit safely on the toboggan and be seated facing forward.
5. All riders gripping towing rope must have thumbs back or in other manner approved by chute operators.
6. Towing rope may not pass over heads or around bodies or necks.
7. No children under 42 inches tall will be allowed.
8. Competitors must always follow race official instructions.
9. Intoxication will result in disqualification. Intoxicated individuals will not be allowed in the chute.

Race officials reserve the right to refuse any persons or equipment deemed unsafe or not in the spirit of these rules and of the competition.

These rules are for safety and to maintain fair competition. Any person(s) not following the rules will be disqualified and will not be allowed to make further runs.

TRADITIONAL TOBOGGAN SPECIAL AWARD CATEGORIES

- Fastest All-Female Team and Fastest Student Team (ages 12-18) are both determined by the fastest qualifying run of all teams on Friday, Saturday or Sunday.
- Best Crafted Toboggan is determined by toboggan inspectors at inspection.
- Best Costume is determined by the judging panel during the parade through Vendor Row and Tobogganville.
- Oldest Team is based on the oldest average of team members' ages.
- Fastest Time Overall (new award) is based on the fastest time of all teams, except experimental teams, in the qualifying runs.

RACING FORMAT

The following is applicable to all 2-, 3-, and 4-person teams and experimental teams.

To Qualify for the Finals:

- Each team is entitled to two qualifying runs; only one run is required.
- The fastest time of either run determines the eligible teams for the Finals.

The Finals:

- The Finals are comprised of the following:
 - 2-person teams: Top 40 qualifying times/teams
 - 3-person teams: Top 40 qualifying times/teams
 - 4-person teams: Top 50 qualifying times/teams
 - Experimental: Top 25% qualifying times/teams
- Each team is required to make two runs.
- All runs must be made in the published racing time slots as required by the U.S. National Toboggan Committee.
- The fastest combined times of both runs determines the final team standings and the winners.*

*In the event of a tie - Winner goes to fastest time in the finals. If those times are still the same, the winner will go to the fastest qualifying time. The U.S. National Toboggan Championships Committee reserves the right to change the rules at any time. Race Officials reserve the right to refuse any person(s) or equipment deemed unsafe or not in the spirit of these rules and fair competition.

